





## CL #10 Ways of Starting a Fire Checklist





6 Oct 2014

**Purpose:** To help you select and acquire what you need to be able to start a fire during emergencies and all kinds of weather conditions.

Different types of lighters and matches are your primary source of starting a fire. From the following Fire starting solutions choose 1 or 2 as backup means of starting a fire for you and your family in emergency situations that can be easily carried with you.

\_\_\_\_\_ **1)** Research the following solutions for the ones that best fit your needs. Write down prices and your notes as you research.

Item	Picture	Price & Notes
Lighters <i>Find at:</i> Discount Stores		
Matches: There are water-proof matches and there are all-weather matches <i>Find at:</i> Best deals are online		<a href="https://www.youtube.com/watch?v=pdvscykDGt0">https://www.youtube.com/watch?v=pdvscykDGt0</a>
Magnesium Fire Starter <i>Find at:</i> Ebay		<a href="https://www.youtube.com/watch?v=N7XNX1FbINY">https://www.youtube.com/watch?v=N7XNX1FbINY</a>
FireSteel Light My Fire Swedish FireSteel Mini <i>Find at:</i> <a href="http://www.rei.com/product/">http://www.rei.com/product/</a> Amazon.com Ebay.com		<a href="https://www.youtube.com/watch?v=UZeABvojaMU">https://www.youtube.com/watch?v=UZeABvojaMU</a>

<p>Hexamine Fuel Tablets Use outdoors only <i>Find at:</i> Amazon.com Ebay.com Camping Supplies Stores</p>		<p><a href="https://www.youtube.com/watch?v=Nk5WPWQU524">https://www.youtube.com/watch?v=Nk5WPWQU524</a></p>
<p>Magnifying Glass</p>		<p><a href="https://www.youtube.com/watch?v=7om0E3B7xjk">https://www.youtube.com/watch?v=7om0E3B7xjk</a></p>
<p>Fat Wood (Fatwood is nature's best kindling! Loaded with organic resins that ignite instantly, our Resin-Rich, Easy-Start Fatwood Fire-Starters Kindling) <i>Find at:</i> Amazon.com Ebay.com</p>		<p><a href="https://www.youtube.com/watch?v=v_45TSRy0jE">https://www.youtube.com/watch?v=v_45TSRy0jE</a></p>
<p>Cotton balls soaked in GellyWax (Gelly Wax used in making candles. Gel doesn't shrink and burns twice as long as wax)</p>		

\_\_\_\_\_ **2)** Finalize your research. Circle in pencil the items you will be getting, then write down where to get them. Start acquiring the above items you need.

\_\_\_\_\_ **3)** Test each of you items you have selected to insure they work and work the way you expected.

\_\_\_\_\_ **4)** Now that you have 2 primary means of starting a fire and 1 or 2 backup ways, practice starting a fire in different kinds of weather and under different conditions.